LESSONS
91–120

UNIT
4

Simply Good and Beautiful

PRE-ALGEBRA

COURSE BOOK 4

MATH
8



The Good and the Beautiful
CURRICULUM

COURSE BOOK 4

Table of Contents

UNIT 4 OVERVIEW 1

Lesson 91: Advanced Inequalities 2

Lesson 92: Graphing Linear Inequalities 9

Lesson 93: Types of Solutions 16

Lesson 94: Systems of Equations 22

Lesson 95: Solving Systems by Substitution 29

Lesson 96: Solving Systems by Elimination 36

Lesson 97: Practice Solving Systems 44

Lesson 98: Translations on the Coordinate Plane 48

Lesson 99: Reflections on the Coordinate Plane 55

Lesson 100: Rotations and Symmetry 60

Lesson 101: Dilations 67

Lesson 102: Transformations 73

Lesson 103: Polynomials 80

Lesson 104: Multiplying Polynomials 86

Lesson 105: Logic Lesson 4 93

Lesson 106: Dividing Polynomials 96

Lesson 107: Factoring 102

Lesson 108: Visual Representations of Data: Part 1 110

Lesson 109: Visual Representations of Data: Part 2 117

Lesson 110: Measures of Central Tendency 124

Lesson 111: Box Plots 131

Lesson 112: Scatter Plots 138

Lesson 113: Line of Best Fit 145

Lesson 114: Frequency Tables and Histograms 152

Lesson 115: Two-Way Tables 159

Lesson 116: Data and Surveys 166

Lesson 117: Unit 4 Review 172

Lesson 118: Course Review 179

Lesson 119: Course Assessment 182

Lesson 120: Enrichment: Pascal's Triangle 188

Reference Chart 193

© GOOD AND BEAUTIFUL

Unit 4 Overview

LESSONS 91–120

CONCEPTS COVERED

- Adding and subtracting polynomials
- Algebraic rules for reflections
- Algebraic rules for translations
- Analyzing data containing outliers
- Analyzing methods of solving systems
- Bias in survey questions
- Bias in survey samples
- Box plots
- Calculating equations for lines of best fit
- Clusters and outliers in data
- Comparing transformations
- Dilations on a coordinate plane
- Dividing binomials by monomials
- Dividing monomials
- Factoring the GCF from binomials and trinomials
- Finding missing data values using mean
- First, second, and third quartiles in data
- Frequency tables
- Graphing linear inequalities
- Greatest common factor of monomials
- Histograms
- Identifying solutions to systems
- Interpreting lines of best fit
- Interquartile ranges
- Joint and marginal frequencies
- Least common multiple of monomials
- Line plots
- Linear equations with infinite solutions
- Linear equations with no solutions
- Linear equations with one solution
- Lines of symmetry
- Measures of central tendency
- Multiplying binomials
- Multiplying monomials
- Multiplying monomials and binomials
- Order of rotational symmetry
- Performing multiple transformations
- Qualitative and quantitative data
- Ranges in data
- Reflectional symmetry
- Reflections on a coordinate plane
- Relative frequencies
- Rotations on the coordinate plane
- Scale factor of dilation
- Scatter plots
- Simplifying polynomials
- Skewed data
- Solving and graphing multi-step inequalities
- Solving systems by elimination
- Solving systems by graphing
- Solving systems by substitution
- Stem-and-leaf plots
- Surveys, samples, and sample size
- Systems of linear equations
- Translations on a coordinate plane
- Two-way tables
- Types of correlation
- Types of random samples (simple, stratified, systematic)
- Using solutions in other equations and expressions
- Writing inequalities from word problems

© GOOD AND BEAUTIFUL

UNIT 4 | LESSON 92

Graphing Linear Inequalities

SUPPLIES: colored pencils

WARM-UP

Solve and graph the inequality.

$4t - 8 \geq 9t - 23$

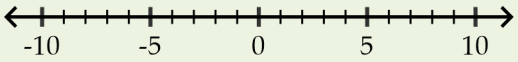

_____

LESSON

Use the app to watch the video lesson. Complete problems when instructed during the video in the Video Practice section. Optionally, read the Lesson Overview in place of the video or after the video if more instruction is needed.

App Video

VIDEO PRACTICE

© GOOD AND BEAUTIFUL

LESSON OVERVIEW

Equations and inequalities have similar properties. Recall that a linear function forms a straight line when graphed. A linear *inequality* is a linear function written with a <, >, ≤, or ≥. Just as with linear equations, linear inequalities contain only variables to the first power and constants. Some examples of linear inequalities in different forms are shown below.

Slope-Intercept Form:	$y < 3x - 12$	$y \leq -\frac{2}{3}x + 8$	$y > x$
Standard Form:	$3x - 5y > 15$	$2x + 18y \leq -48$	$x + y < 22$

Graphing a linear inequality is similar to graphing a linear equation. Once the inequality is in slope-intercept form, plot the *y*-intercept and use the slope to plot additional points. However, a linear inequality is not always drawn with a solid line.

- Use a dashed line for inequalities with < or > symbols. 
  A dashed line shows that points on the line itself are *not* part of the solution set.
- Use a solid line for inequalities with ≤ or ≥ symbols. 
  A solid line shows that points on the line itself *are* part of the solution set.

A linear inequality has infinite solutions. Recall that when graphing an inequality on a number line, the number line is shaded to show all possible solutions. Similarly, when graphing a *linear* inequality, the coordinate plane is shaded to show all possible solutions. The coordinate plane is shaded on one side of the line depending on where the solution set lies. In general, when inequalities are in slope-intercept form, a < or ≤ symbol indicates that the solution set is "below" the line, and a > or ≥ symbol indicates that the solution set is "above" the line.

Two examples of linear inequalities and their graphs are shown below.

$y \geq -x - 3$

- solid line
- shaded "above" the line

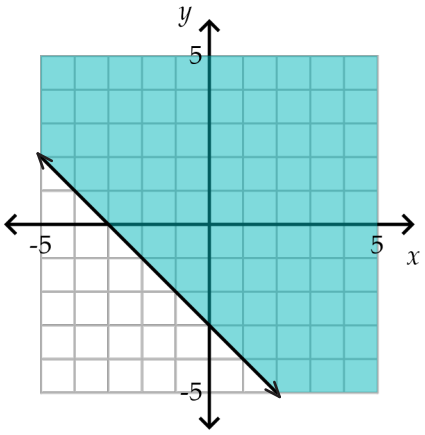

$y < 2x + 1$

- dashed line
- shaded "below" the line

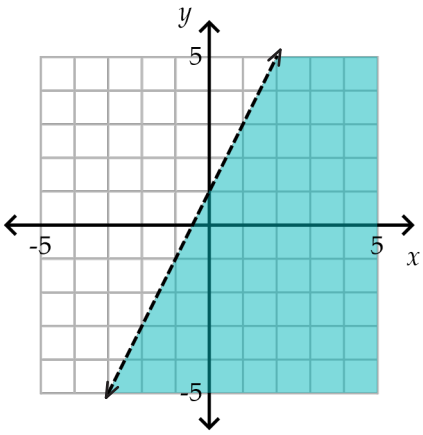

To determine which side of the line to shade on, substitute an ordered pair into the inequality and see if a true statement results. If the ordered pair satisfies the inequality, shade on the side of the line where the ordered pair is located. If the ordered pair does not satisfy the inequality, shade on the other side of the line. Any ordered pair other than one located on the line itself may be used to determine where to shade.

© GOOD AND BEAUTIFUL

The line for the inequality $y \leq 3x + 2$ is shown below. To determine where to shade, the ordered pair $(0,0)$ is substituted into the inequality to see if a true statement results.

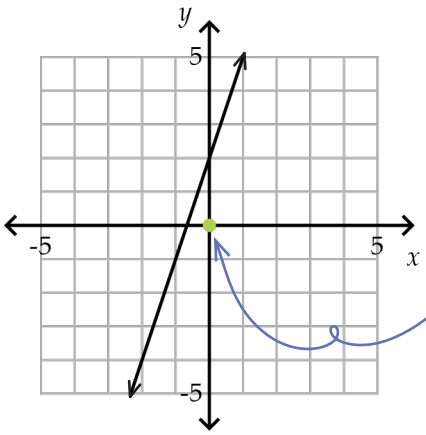

Test $(0,0)$:

$y \leq 3x + 2$

$0 \stackrel{?}{\leq} 3(0) + 2$

$0 \stackrel{?}{\leq} 0 + 2$

$0 \stackrel{?}{\leq} 2$ ✓

Because a true statement results, shade on this side of the line. $(0,0)$ is part of the solution.

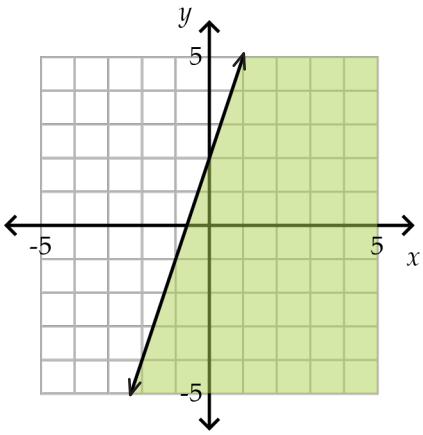

Example 1: Graph the inequality $y < 2x + 5$.

Slope: 2 y-intercept: $(0,5)$ Use a dashed line.

Test $(0,0)$ to determine shading:

$y < 2x + 5$

$0 \stackrel{?}{<} 2(0) + 5$

$0 \stackrel{?}{<} 0 + 5$

$0 \stackrel{?}{<} 5$ ✓

Shade on the side of the line where $(0,0)$ is located.

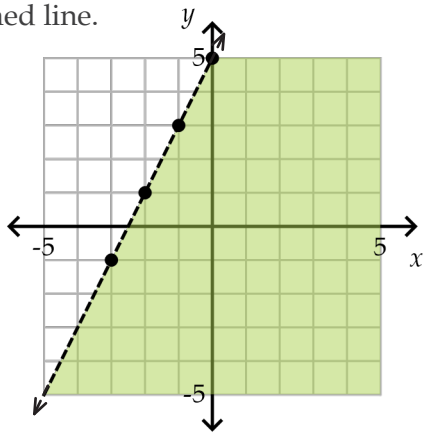

Example 2: Graph the inequality $y \geq -\frac{2}{3}x$.

Slope: $-\frac{2}{3}$ y-intercept: $(0,0)$ Use a solid line.

Because $(0,0)$ is on the line, it cannot be used as a test point. Use a point with numbers that are easy to work with.

Test $(3,0)$:

$y \geq -\frac{2}{3}x$

$0 \stackrel{?}{\geq} -\frac{2}{3}(3)$

$0 \stackrel{?}{\geq} -2$ ✓

Shade on the side of the line where $(3,0)$ is located.

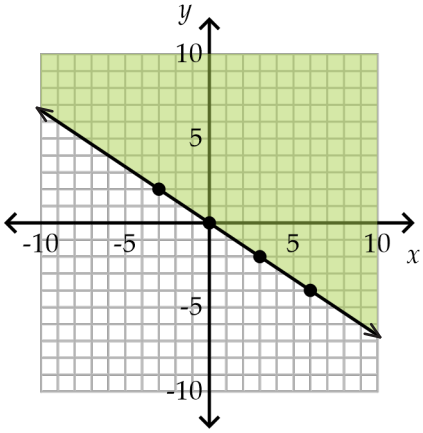

© GOOD AND BEAUTIFUL

PRACTICE

1. Graph the inequalities. Use the indicated colors to shade.

Red: $y > 2x - 6$ Yellow: $y < \frac{3}{4}x$

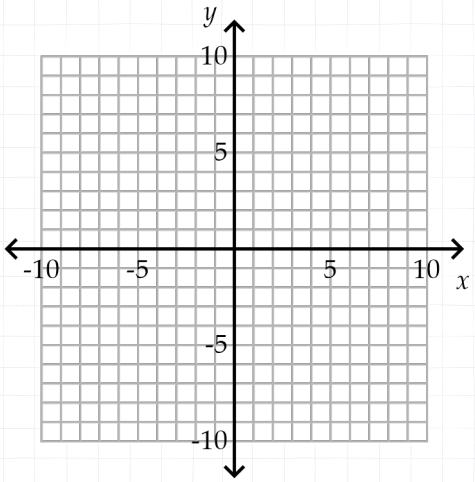

2. Fill in the table to see if each ordered pair satisfies each inequality. Write "yes" or "no" in each box. Use the graph from Problem 1 to check your answers.

✦ Hint: If a point satisfies both inequalities, it will be shaded orange.

Ordered pair	$y > 2x - 6$	$y < \frac{3}{4}x$
$(0,4)$		
$(0,-4)$		
$(4,0)$		
$(-4,0)$		

3. Graph the inequalities. Use the indicated colors to shade.

Blue: $y \leq -\frac{5}{3}x + 3$ Yellow: $y > \frac{1}{2}x - 1$

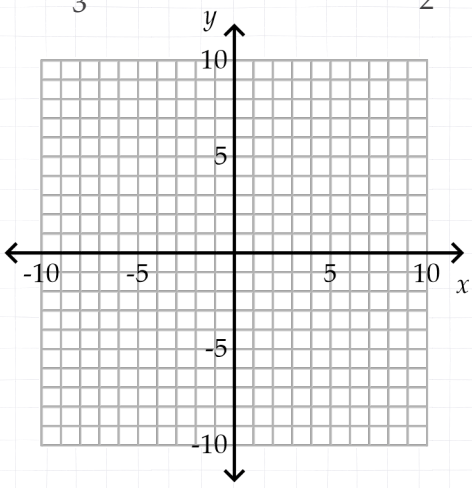

4. Fill in the table to see if each ordered pair satisfies each inequality. Write "yes" or "no" in each box. Use the graph from Problem 3 to check your answers.

✦ Hint: If a point satisfies both inequalities, it will be shaded green.

Ordered pair	$y \leq -\frac{5}{3}x + 3$	$y > \frac{1}{2}x - 1$
$(0,4)$		
$(0,-4)$		
$(4,0)$		
$(-4,0)$		

© GOOD AND BEAUTIFUL

REVIEW

1. Solve the inequality in Part A and Part B.

   a. $-15 - 2x \leq 24$ L87

   _____

   b. $\frac{5}{3}x + 18 > 2x + 22$ L91

   _____

   c. Color the circle next to each value blue if it satisfies the inequality in Part A, red if it satisfies the inequality in Part B, and purple if it satisfies both inequalities. L87

   - ○ $x = 0$
   - ○ $x = -10$
   - ○ $x = -30$
   - ○ $x = -16$

2. 252 is $\frac{21}{4}$ of what number? L55

   _____

3. Complete each problem mentally. Use the number line model for help. Write each answer as an integer.

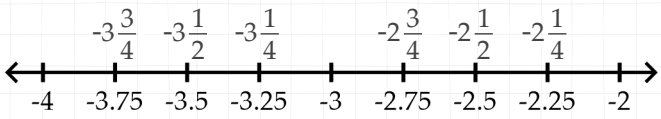

   a. $-2.25 + 0.25$ _____

   b. $-2\frac{1}{4} - \frac{3}{4}$ _____

   c. $-2\frac{1}{2} - 1\frac{1}{2}$ _____

4. Use the x- and y-intercepts to graph the equation. Then use the graph to find the slope of the line. L46

   $9x - 6y = -18$

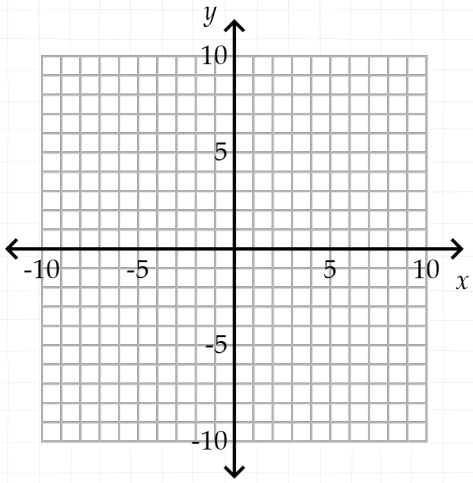

   Slope: _____

© GOOD AND BEAUTIFUL

Polynomials

WARM-UP

Find the coordinates of the image if the preimage is dilated from the origin by a factor of 3.

Preimage	$(3,-2)$	$(7,-2)$	$(7,-4)$	$(3,-4)$
Image				

LESSON

Use the app to watch the video lesson. Complete problems when instructed during the video in the Video Practice section. Optionally, read the Lesson Overview in place of the video or after the video if more instruction is needed.

App Video

VIDEO PRACTICE

© GOOD AND BEAUTIFUL

LESSON OVERVIEW

Operations can be performed on expressions with multiple terms and variables as well as on individual numbers. Recall that an ***expression*** is a number, variable, or combination of numbers and variables joined by operations. A ***term*** is one part of an expression, which may be a number, a variable, or a product of numbers and variables. The type of expression discussed in today's lesson is a polynomial. A ***polynomial*** is an expression with variables, coefficients, and constants in which terms are combined by addition, subtraction, or multiplication. Below are some examples of polynomials:

$-3x+5$ $\quad 23a-15b^5+ab$ $\quad y^2+12xy-3x^2$ $\quad fg^3h^5+11g^5h$

Polynomials can be classified by the number of terms they have. The table below shows the names of polynomials with one, two, and three terms.

Number of terms	Type of polynomial	Examples
1	monomial	$3x^4$ $\quad -ab^2$ $\quad 23g$
2	binomial	x^2+y^5 $\quad -18ac+6c^5$ $\quad 14+v^5$
3	trinomial	x^2+xy-y^2 $\quad 2a^5-4a^4b+a^3b^2$

Note: Polynomials with more than three terms are just called polynomials.

Like terms are terms with the same variables raised to the same power. Below are some examples of like terms.

x^2 and $-3x^2$
Both terms contain x^2.

ab^2c^5 and $10c^5b^2a$
Both terms contain ab^2c^5.

$24gh$ and $-gh$
Both terms contain gh.

A polynomial can be simplified by combining like terms. To combine like terms, add or subtract the coefficients. The variables and exponents on each variable remain the same. When all like terms have been combined, the polynomial is simplified.

Example 1: Simplify the polynomial.

$34x+2x^2-15x-5x^2$
$=34x+2x^2-15x-5x^2$
$=34x-15x+2x^2-5x^2$
$=19x-3x^2$

The orange terms can be combined by adding 34 and –15. The blue terms can be combined by adding 2 and –5.

Note: These are not like terms. The polynomial is simplified.

Example 2: Simplify the polynomial.

$125ac^2+55ac^2-64ab+24ab$
$=125ac^2+55ac^2-64ab+24ab$
$=180ac^2-40ab$

The orange terms can be combined by adding 125 and 55. The blue terms can be combined by adding –64 and 24.

© GOOD AND BEAUTIFUL

ADDING AND SUBTRACTING POLYNOMIALS

To add two polynomials together, combine all like terms. In the example below, the polynomials $34x^2 + 5y - 10$ and $10x^2 - 8x + 3y$ are added together. Terms are first rearranged so like terms are next to each other.

$$34x^2 + 5y - 10 + 10x^2 - 8x + 3y$$
$$= 34x^2 + 10x^2 + 5y + 3y - 10 - 8x$$
$$= 44x^2 + 8y - 10 - 8x$$ This is the simplified answer.

Example 3: Add the polynomials $-11b^4 + 8b^3 - 3bc$ and $10 + 15b^3 + 2b^4$.

Write the polynomials with a plus sign between them.

$-11b^4 + 8b^3 - 3bc + 10 + 15b^3 + 2b^4$ Rearrange the terms.

$= -11b^4 + 2b^4 + 8b^3 + 15b^3 - 3bc + 10$ Combine like terms.

$= -9b^4 + 23b^3 - 3bc + 10$

Example 4: Add the polynomials $3jk - jk^2 + 15j$ and $23j + 5jk + 9j^2k$.

Write the polynomials with a plus sign between them.

$3jk - jk^2 + 15j + 23j + 5jk + 9j^2k$ Rearrange the terms.

$= 3jk + 5jk - jk^2 + 15j + 23j + 9j^2k$ Combine like terms.

$= 8jk - jk^2 + 38j + 9j^2k$

To subtract two polynomials, parentheses are written around the polynomial being subtracted. The minus sign can be thought of as a coefficient of –1. The –1 is distributed to each term in the second polynomial. The coefficient of –1 does not need to be written, but it is shown in the example below for clarity. Terms are then rearranged so like terms are next to each other.

$$45a^2 + 15ab - 30b^2 - \left(22a^2 - 3ab + 18b^2\right)$$
$$= 45a^2 + 15ab - 30b^2 - 1\left(22a^2 - 3ab + 18b^2\right)$$
$$= 45a^2 + 15ab - 30b^2 - 22a^2 + 3ab - 18b^2$$
$$= 45a^2 - 22a^2 + 15ab + 3ab - 30b^2 - 18b^2$$
$$= 23a^2 + 18ab - 48b^2$$ This is the simplified answer.

Example 5: Subtract $24c^2 + 52cd + 25d^2$ from $3cd - 15d^2 + 5c^2$.

Write the polynomials with a minus sign between them and parentheses around the polynomial being subtracted.

$3cd - 15d^2 + 5c^2 - \left(24c^2 + 52cd + 25d^2\right)$ Distribute the minus sign.

$= 3cd - 15d^2 + 5c^2 - 24c^2 - 52cd - 25d^2$ Rearrange the terms.

$= 3cd - 52cd - 15d^2 - 25d^2 + 5c^2 - 24c^2$ Combine like terms.

$= -49cd - 40d^2 - 19c^2$

© GOOD AND BEAUTIFUL

Example 6: Subtract $-4h^3 + 8h^2 - 12h$ from $2h^3 + 6h - 9h^2$.

Write the polynomials with a minus sign between them and parentheses around the polynomial being subtracted.

$2h^3 + 6h - 9h^2 - (-4h^3 + 8h^2 - 12h)$ Distribute the minus sign.

$= 2h^3 + 6h - 9h^2 + 4h^3 - 8h^2 + 12h$ Rearrange the terms.

$= 2h^3 + 4h^3 + 6h + 12h - 9h^2 - 8h^2$ Combine like terms.

$= 6h^3 + 18h - 17h^2$

PRACTICE

Five in a Row

Add or subtract the given polynomials. Problems do not need to be completed in order. Cross out the answer in the table on the next page. Continue completing problems until five in a row (vertically, horizontally, or diagonally) are crossed off. For extra practice, complete all remaining problems.

Polynomials	***A* + *B*** Add the polynomials.	***A* – *B*** Subtract polynomial ***B*** from polynomial ***A***.
A: $2a + 3a^2 + 1$ ***B:*** $-a^2 - a$		
A: $5ba - b^2$ ***B:*** $b + a^2 + b^2$		
A: $-4a^2 - ab + b^2a$ ***B:*** $a^2b - 3a^2 + ba$		
A: $-a^3 + a^2 - a + 1$ ***B:*** $a^3 - a^2 + a - 1$		
A: $10b + 4b^2 - 5$ ***B:*** $-7b^2 - 2 + 3b$		
A: $-2a^3 + ab - 3ab^2$ ***B:*** $2b^2 + 4a^3 + 5ab^2$		
A: $b^2a + ab - b^2 + 3a$ ***B:*** $-2a - 2ab^2 + 3ab$		
A: $-a^2 - 4b + 3ab - 5$ ***B:*** $2ab - 3a^2 - a^3 + 1$		

© GOOD AND BEAUTIFUL

Polynomials	***A* + *B*** Add the polynomials.	***A* – *B*** Subtract polynomial ***B*** from polynomial ***A***.
A: $4a^2 + 1 - 3a$ ***B:*** $-a + a^2 - 4$		
A: $-2b^2a + b^2$ ***B:*** $2b^2 + 2a^2 + ab^2$		
A: $3a^2 + 3ab - 5ab^2$ ***B:*** $-a^2b + 2a^2 + ba$		
A: $2b^3 - 6b^2 + 4a + 2$ ***B:*** $-b^2 + 3b^3 - 2a - 6$		

Note: Answers in the chart below may have terms in a different order.

$a + 2a^2 + 1$	$3ab^2 - 2ab - b^2 + 5a$	$5a^2 - 3 - 4a$	$7b + 11b^2 - 3$	$-b^3 - 5b^2 + 6a + 8$
$5ba + b + a^2$	$-3ab^2 - b^2 - 2a^2$	$-a^2 - 2ab + b^2a - a^2b$	$5a^2 + 4ab - 5ab^2 - a^2b$	$2a^3 + ab + 2ab^2 + 2b^2$
$a^2 + 2ab - 5ab^2 + a^2b$	$-7a^2 + b^2a + a^2b$	Free Space	$2a^2 - 4b + ab - 6 + a^3$	$-6a^3 + ab - 8ab^2 - 2b^2$
$5b^3 - 7b^2 + 2a - 4$	$5ba - 2b^2 - b - a^2$	$-ab^2 + 4ab - b^2 + a$	$3a + 4a^2 + 1$	$-4a^2 - 4b + 5ab - 4 - a^3$
$-2a^3 + 2a^2 - 2a + 2$	$13b - 3b^2 - 7$	$3a^2 + 5 - 2a$	$-ab^2 + 3b^2 + 2a^2$	0

© GOOD AND BEAUTIFUL

Logic Lesson 4

SWIM-BIKE-RUN-MATH

A triathlon is a race that includes three events: swimming, cycling, and running. Men's and women's triathlons have been part of the summer Olympic Games since the year 2000. Some of the distances in competitive triathlons are called the sprint, standard/Olympic, long course, and ultra. All of these logic puzzles are related to triathlons. This lesson has no video or review problems.

A calculator may be used for this entire lesson.

ONE HUNDRED FIVE

One type of triathlon includes a 2.4-mile swim, a 112-mile bike ride, and a 26.2-mile run (a full marathon). In 2023, Zimbabwean Sean Conway set a world record when he completed 105 of these triathlons in 105 consecutive days!

Find three consecutive numbers that add to 105.

_____, _____, and _____

BIKE-SHOP BLOCKS

A triathlete takes her bike to a local shop for a tune-up before her next triathlon. While waiting, she notices a calendar made from wooden blocks like the one shown below. What numbers must be painted on each cube in order to show all the possible dates in a month? Assume 9 can be made by turning 6 upside down and that the blocks can switch places.



Numbers on one block: _____

Numbers on the other block: _____

FAMILY FEAST

After finishing a sprint triathlon, two fathers and two sons eat breakfast at a diner. The bill totals exactly $33 including tax and a tip, and they split the cost evenly. Each person pays a whole-number amount of money (no cents). Explain how this could be true.

_____

_____

_____

_____

© GOOD AND BEAUTIFUL

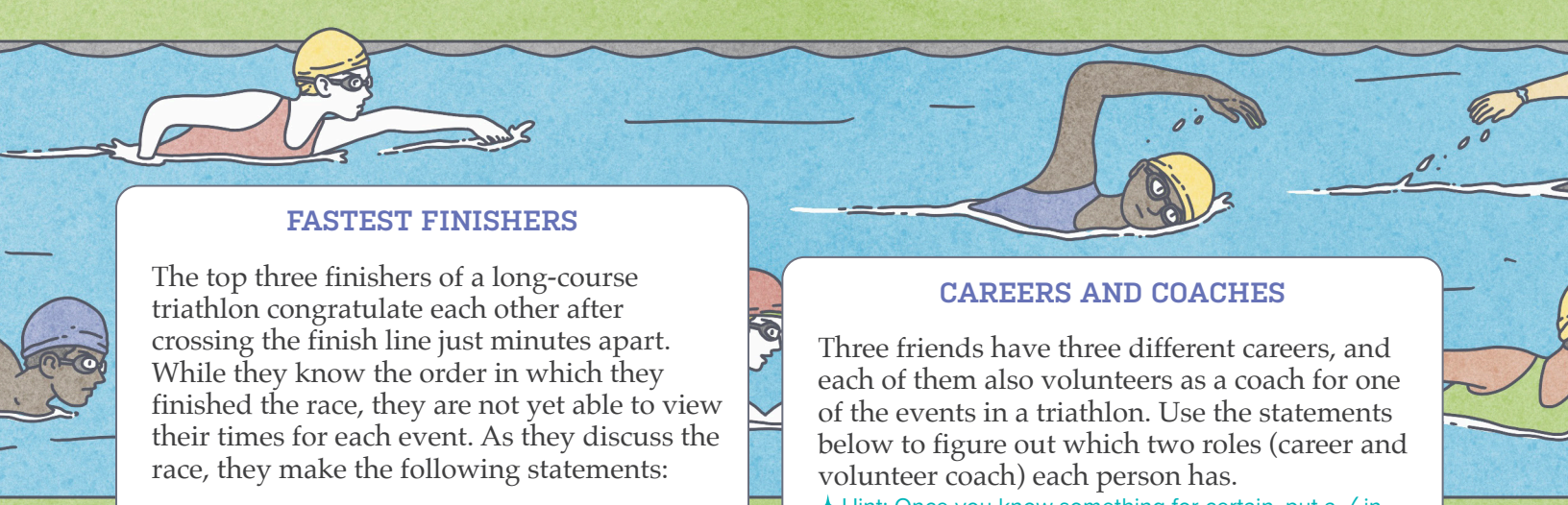

FASTEST FINISHERS

The top three finishers of a long-course triathlon congratulate each other after crossing the finish line just minutes apart. While they know the order in which they finished the race, they are not yet able to view their times for each event. As they discuss the race, they make the following statements:

Jack: "John was the fastest cyclist today."

Don: "That's possible, but John was definitely the fastest runner today."

John: "No, I wasn't the fastest at cycling or running today."

A race organizer overheard the conversation, and as he viewed the race data on his computer, he said, "Interesting. Each of you was the fastest at one event, but the fastest swimmer is wrong, and the fastest cyclist is right."

Which triathlete finished each event in the shortest amount of time?

The fastest swimmer was _____.

The fastest cyclist was _____.

The fastest runner was _____.

CAREERS AND COACHES

Three friends have three different careers, and each of them also volunteers as a coach for one of the events in a triathlon. Use the statements below to figure out which two roles (career and volunteer coach) each person has.

✦ Hint: Once you know something for certain, put a ✓ in that square and fill in the rest of the row and column of that 3 x 3 box with Xs.

1. The physician and the running coach like to go fishing with Christian.
2. The engineer walks Flora's dog when she is out of town.
3. The physician is not the cycling coach.
4. Paula is not the physician.
5. Paula finished before the teacher in the last triathlon in which they both competed.

		Career			Volunteer Coach		
		Physician	Teacher	Engineer	Swimming	Cycling	Running
Friends	Paula						
	Flora						
	Christian						
Volunteer Coach	Swimming						
	Cycling						
	Running						

a. Paula is the _____ and coaches _____.

b. Flora is the _____ and coaches _____.

c. Christian is the _____ and coaches _____.

© GOOD AND BEAUTIFUL

TRIATHLONS, TRIANGLES, AND TIMERS

Sisters Tallie and Tandee are training together to compete in a triathlon, but today is a rest day in their training program. Finding it difficult to talk about something other than their upcoming race, Tallie has an idea. "Tandee, let's not forget that we both love puzzles and riddles as much as we love swimming, biking, and running. To distract ourselves from thinking about the triathlon, let's have a competition with triangles!" Tandee agrees, and Tallie sketches the image at the right. "The winner is whoever finds the most triangles in 15 minutes," Tallie says.

"Wait!" replies Tandee. "Don't start a timer on your phone. We have a 7-minute and an 11-minute sand hourglass timer in the kitchen. Before we start working on the triangles problem, let's figure out how to keep track of 15 minutes using the sand timers."

First figure out how to use a 7-minute and an 11-minute sand hourglass timer to measure 15 minutes. Write an explanation below.

_____

_____

_____

_____

_____

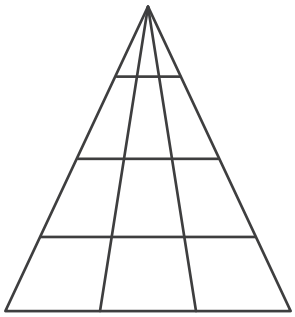

How many triangles are in the sketch? For a challenge, set a timer for 15 minutes to see if you can find all the triangles in that time.

✦ Hint: Sketch the figure multiple times in the space above or on a separate sheet of paper. Use colored pencils to color the triangles in an organized way.

_____ triangles

© GOOD AND BEAUTIFUL

Factoring

WARM-UP

Divide $12x^8 + 15x^3$ by $3x^2$.

_____

LESSON

Use the app to watch the video lesson. Complete problems when instructed during the video in the Video Practice section. Optionally, read the Lesson Overview in place of the video or after the video if more instruction is needed.

App Video

VIDEO PRACTICE

© GOOD AND BEAUTIFUL

LESSON OVERVIEW

LEAST COMMON MULTIPLE OF MONOMIALS

Recall that the least common multiple (LCM) of two numbers is the smallest positive number that is a multiple of both numbers. The least common multiple of 3 and 4 is 12. 12 is the smallest number that is a multiple of 3 and a multiple of 4. The least common multiple of monomials can be found as well. To find the LCM of monomials, it can help to write the factorization of each monomial. Then find the product of all factors from each monomial, but do not repeat factors that have already been included from another factorization.

To find the LCM of $9f^2g^3$ and $12fg^2$, first write the factorization of each monomial. Note: The prime factorization is written for coefficients.

$$9f^2g^3 = 3 \cdot 3 \cdot f \cdot f \cdot g \cdot g \cdot g \qquad 12fg^2 = 2 \cdot 2 \cdot 3 \cdot f \cdot g \cdot g$$

The LCM must include all factors from both monomials but should not include any extras. The purple factors below are the factors that both monomials have in common. They are only written once.

$$\text{LCM: } 2 \cdot 2 \cdot 3 \cdot 3 \cdot f \cdot f \cdot g \cdot g \cdot g = 36f^2g^3$$

The LCM of $9f^2g^3$ and $12fg^2$ is $36f^2g^3$. Notice that f^2 and g^3 are the variables with the highest exponents in the original monomials. Because every factor needs to be part of the LCM, the highest power of each variable will be the factor to use in the LCM. Instead of writing the factorization for each monomial, find the LCM of the coefficients and multiply by the highest power of each variable.

Example 1: Find the LCM of m^2n^5 and m^3n.

Highest power of each variable in the original monomials: m^3, n^5

Multiply the highest power of each variable.

LCM: m^3n^5

Example 2: Find the LCM of $15x^3y^2$ and $9x^5y^4$.

Prime factors of the coefficients: $15 = 3 \cdot 5$ $\quad 9 = 3 \cdot 3$

LCM of the coefficients: $3 \cdot 3 \cdot 5 = 45$

Highest power of each variable in the original monomials: x^5, y^4

Multiply the LCM of the coefficients by the highest power of each variable.

LCM: $45x^5y^4$

Example 3: Find the LCM of $5a^5b^3c$, $20b^7c^4$, and $30c^2d$.

Prime factors of the coefficients: $5 = 5$ $\quad 20 = 2 \cdot 2 \cdot 5$ $\quad 30 = 2 \cdot 3 \cdot 5$

LCM of the coefficients: $2 \cdot 2 \cdot 3 \cdot 5 = 60$

Highest power of each variable in the original monomials: a^5, b^7, c^4, d

Multiply the LCM of the coefficients by the highest power of each variable.

LCM: $60a^5b^7c^4d$

© GOOD AND BEAUTIFUL

PRACTICE

1. Complete Parts A–D to find the least common multiple and greatest common factor of the two monomials.

   a. Write the factorization of each monomial.

   $36a^2bc^5 =$ _____

   $15a^5b^4c^2 =$ _____

   b. Find the LCM of $36a^2bc^5$ and $15a^5b^4c^2$.

   _____

   c. In the factorizations from Part A, circle common factors.

   d. Find the GCF of $36a^2bc^5$ and $15a^5b^4c^2$.

   _____

2. Complete Parts A–D to find the least common multiple and greatest common factor of the two monomials.

   a. Write the factorization of each monomial.

   $12t^3uv^5 =$ _____

   $5tu^4v^3 =$ _____

   b. Find the LCM of $12t^3uv^5$ and $5tu^4v^3$.

   _____

   c. In the factorizations from Part A, circle common factors.

   d. Find the GCF of $12t^3uv^5$ and $5tu^4v^3$.

   _____

3. Use the highest or lowest power of the exponents to find the least common multiple (LCM) and greatest common factor (GCF) of the monomials.

Monomials	LCM	GCF
$16h^3i^4j$ $22h^5j^5$		
$8m^5n^3$ $50m^7n^2$		
$14p^4qr^7$ $52p^3q^{15}r^8$		

© GOOD AND BEAUTIFUL

4. Use the GCF to factor each polynomial.

a. $3a^3b^5 + 6a^5b^2$

b. $12cd^5 - 20c^2d^3$

c. $45e^4f^5g^2 + 63e^4f^2g^2$

d. $91h^2i^3j^4 - 13hi^2j^3$



© GOOD AND BEAUTIFUL

Scatter Plots

WARM-UP

Use the box plot to find the IQR of the data.

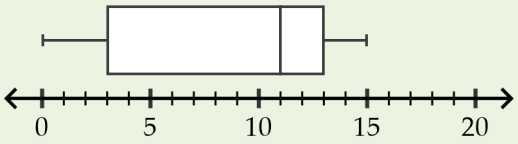

IQR: _____

LESSON

Use the app to watch the video lesson. Complete problems when instructed during the video in the Video Practice section. Optionally, read the Lesson Overview in place of the video or after the video if more instruction is needed.

App Video

VIDEO PRACTICE

© GOOD AND BEAUTIFUL

LESSON OVERVIEW

A ***scatter plot*** is a graph on the coordinate plane with one point for each data value. There may be more than one output (y-value) for a given input (x-value). Scatter plots are a visual way to organize data to see trends, patterns, and relationships, as well as to make predictions and inferences about the data.

TYPES OF CORRELATION

A ***correlation*** is a relationship between two variables. Correlation can be seen on a scatter plot and can be described in a number of ways. The table below shows four scatter plots with different types of correlation. Each graph shows a different type of relationship between the x-values and the y-values.

Types of Correlation	Positive: Data points generally increase from left to right. As x increases, y increases.	Negative: Data points generally decrease from left to right. As x increases, y decreases.
Linear: Data points generally form a line.	positive linear correlation 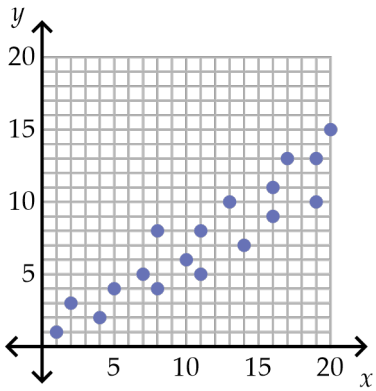	negative linear correlation 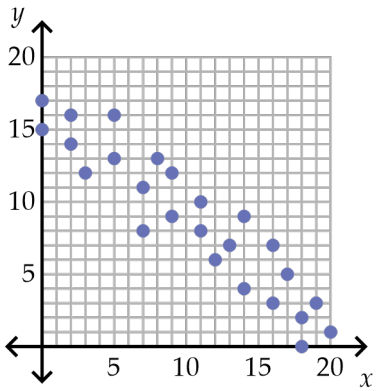
Nonlinear: Data points generally form a curve	positive nonlinear correlation 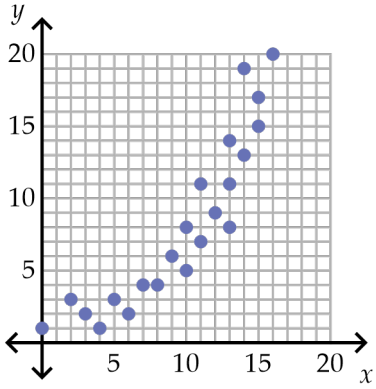	negative nonlinear correlation 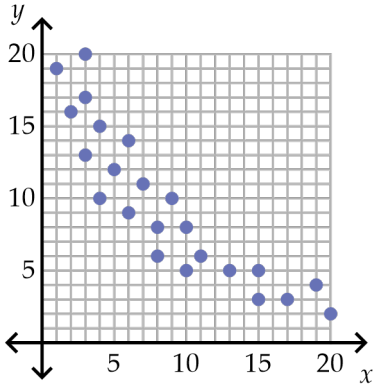

© GOOD AND BEAUTIFUL

PRACTICE

Seven scatter plots are shown on this page. Each scatter plot represents an answer in Section I and in Section II. Read each problem and find the graph that is the correct answer. Write the letter shown below the graph for Section I or Section II on the line. For example, if the answer to Problem 1 in Section I is the graph at the right, write a V on the line. If the answer to Problem 1 in Section II is this graph, write an L on the line. When finished, fill in the letters on the lines at the end of the practice to answer the riddle.

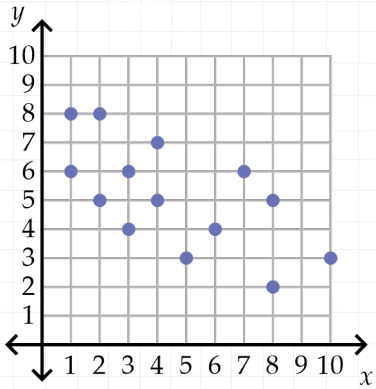

Section I: V Section II: L

Riddle: Why should you never tell a scatter plot a secret?

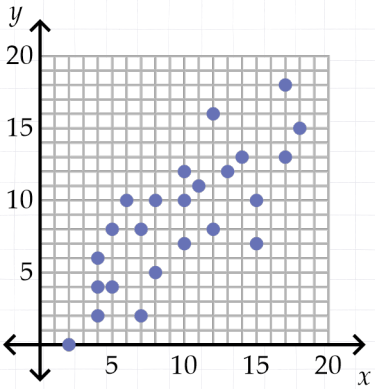

Section I: S Section II: R

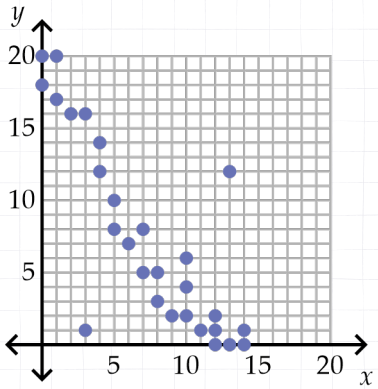

Section I: D Section II: P

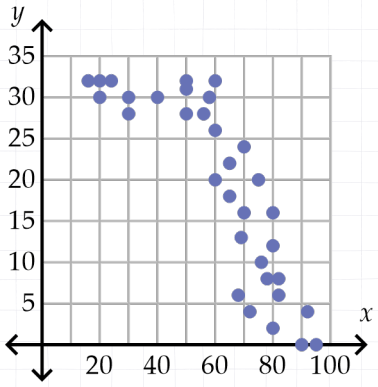

Section I: H Section II: A

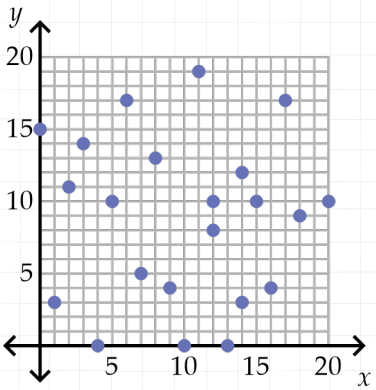

Section I: W Section II: T

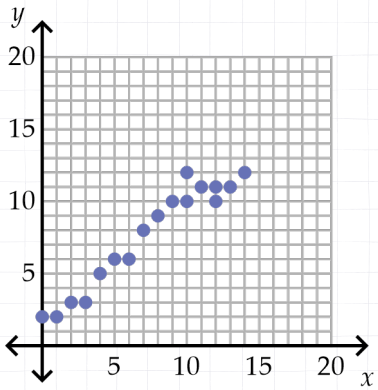

Section I: C Section II: E

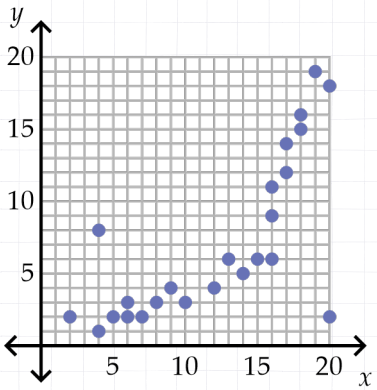

Section I: O Section II: I

Section I: Match the description of correlation and outliers to the correct scatter plot.

1. strong, positive, linear _____
2. strong, negative, nonlinear _____
3. weak, negative, linear _____
4. positive, nonlinear, some outliers _____
5. strong, negative, some outliers _____
6. weak, positive, no outliers _____
7. no noticeable correlation _____

© GOOD AND BEAUTIFUL

Section II: A research company compiled data on dental healthcare. Match each scenario with the scatter plot that most likely represents the situation and answer the questions.

8. a. The number of cavities a person has (y) has a weak correlation with how much candy they eat (x).

_____

b. What does the correlation in the scatter plot indicate?

_____

_____

9. a. The number of cavities a person has (y) is strongly correlated with how often they brush their teeth each week (x), but there are notable outliers.

_____

b. What do the outliers in the scatter plot indicate?

_____

_____

10. After childhood, the number of teeth a person has (y) is strongly correlated with age (x), with significant loss occurring at advanced ages.

_____

11. The number of cavities children have (x) does not appear to be correlated with the number of cavities their parents have (y).

_____

12. A dentist's monthly income in thousands of dollars (y) is positively correlated with the number of daily clients he or she has (x), but the correlation is not linear. There are some outliers.

_____

13. a. At a dentist's office, oral hygiene is measured on a scale with higher numbers corresponding to better oral health. The oral hygiene of a person (y) is strongly correlated with frequency of flossing (x).

_____

b. What does the correlation in the scatter plot indicate?

_____

_____

14. The amount of plaque buildup (y) is weakly correlated with the cost of the toothbrush used (x).

_____

Riddle Answer:

| | | |

REVIEW

A calculator may be used for this entire review section.

1. The data set below shows the height (in thousands of feet, rounded to the nearest thousand) of the highest peak on each continent. Create a box plot for the data and find the IQR. L111

19, 19, 20, 23, 29, 16, 7

Minimum: _____ Maximum: _____

Q1: _____ Q2: _____ Q3: _____

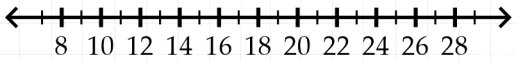

IQR: _____

2. Solve and graph the inequality. L91

$$\frac{3}{4}(8x-24) < \frac{15x-27}{2}$$

_____

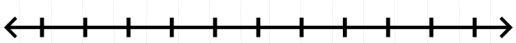

3. Alicia is using an app to learn a foreign language. She set a goal to spend an average of 20 minutes per day, six days a week, practicing on the app. The numbers of minutes she practiced each day from Monday to Friday are listed below. How many minutes does she need to practice on Saturday in order to average 20 minutes per day this week? L110

22, 15, 18, 20, 23

_____ minutes

4. Find the area of the composite figure to the nearest hundredth. L81

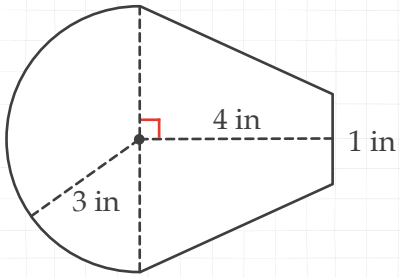

_____

© GOOD AND BEAUTIFUL

Unit 4 Review

SUPPLIES: protractor, colored pencils

Complete this Unit Review to prepare for the Unit Assessment. There is no video, lesson, or practice. Because Unit Reviews include practice for an entire unit, they may take longer than regular lessons, and students may decide to take two days to finish.

A rainforest is a forest that receives a lot of rainfall, generally over 80 inches a year. Complete the problems in this review. At the end of the review, write the green word on the line that corresponds to the solution to discover some amazing facts about rainforests.

LESSONS 91–92

1. Solve and graph the inequality.

$$3x + 2 \le 4 - 3x$$

$x \le$ _____ surface

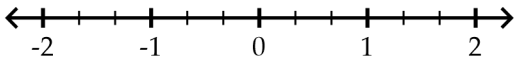

2. a. Graph the linear inequality.

$$5x + 2y > 20$$

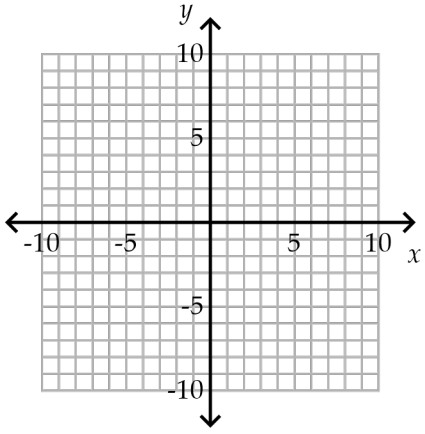

b. One of the points below satisfies the inequality from Part A. Use the graph to determine which point it is and use that word as the clue.

$(0,0)$	$(1,6)$	$(6,1)$
evaporating	absorbing	falling

LESSONS 93–96

3. Find the value of $2(4a+b)-1$ if $\frac{2a}{3}-1=5$ and $2b=4b+12$.

_____ ten

4. Solve each equation or system of equations. Use the specified method if one is indicated. Write "none" or "infinitely many" if there is not a unique solution.

a. $5+3(2u-4)=-7-(-6u)$

_____ canopy

b. $2v+3=-3(4-v)-v$

_____ medicines

c. Substitution

$x=3y+1$

$2x-4y=6$

_____ inches

d. Elimination

$6x+2y=8$

$-9x-3y=-12$

_____

© GOOD AND BEAUTIFUL

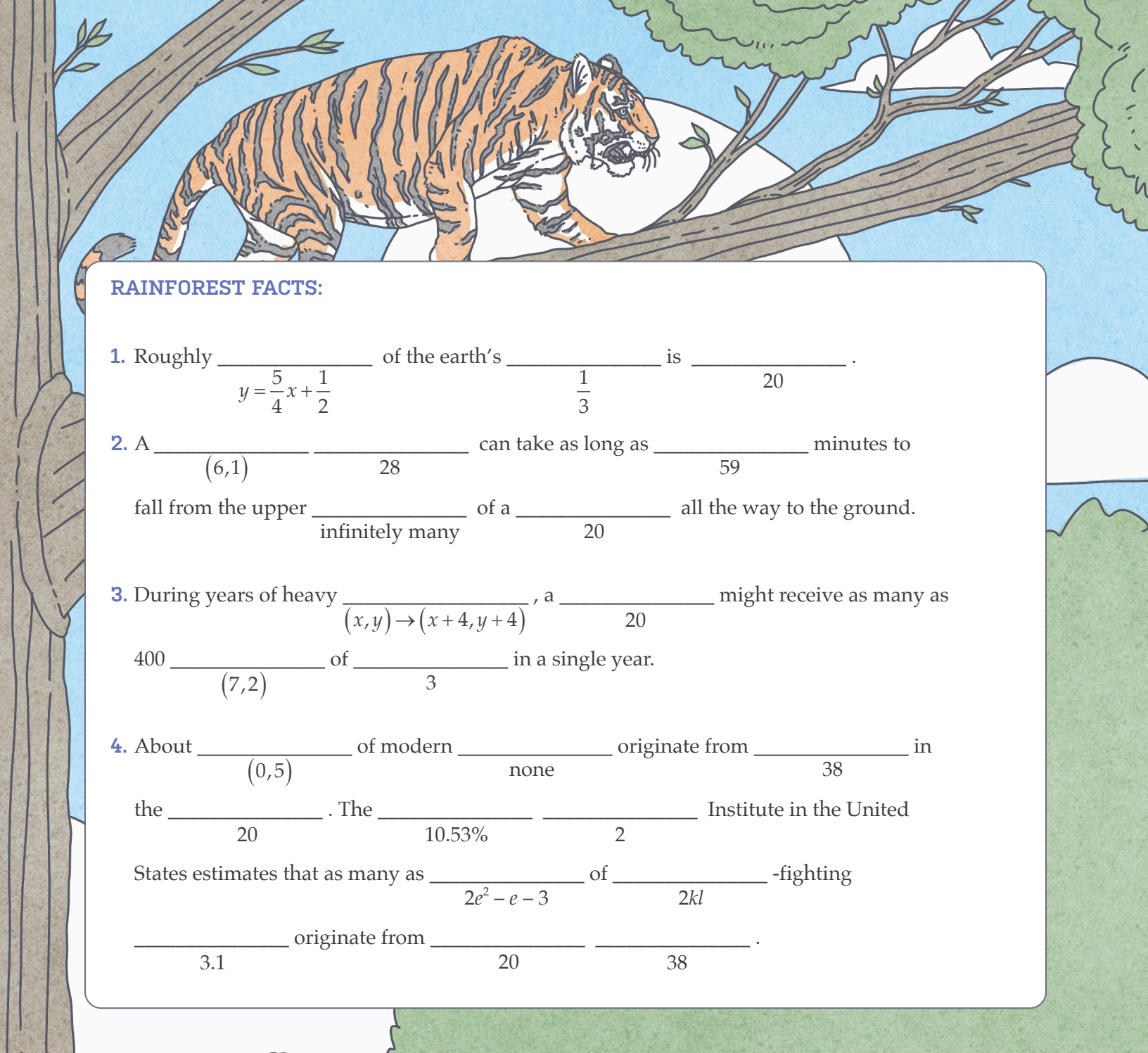

RAINFOREST FACTS:

1. Roughly _____ of the earth's _____ is _____ .
   $y = \frac{5}{4}x + \frac{1}{2}$ $\frac{1}{3}$ 20

2. A _____ _____ can take as long as _____ minutes to
   $(6,1)$ 28 59
   fall from the upper _____ of a _____ all the way to the ground.
   infinitely many 20

3. During years of heavy _____ , a _____ might receive as many as
   $(x,y) \to (x+4, y+4)$ 20
   400 _____ of _____ in a single year.
   $(7,2)$ 3

4. About _____ of modern _____ originate from _____ in
   $(0,5)$ none 38
   the _____ . The _____ _____ Institute in the United
   20 10.53% 2
   States estimates that as many as _____ of _____ -fighting
   $2e^2 - e - 3$ $2kl$
   _____ originate from _____ _____ .
   3.1 20 38

© GOOD AND BEAUTIFUL

Course Assessment

SUPPLIES: protractor, colored pencils

This assessment covers concepts taught in Pre-Algebra. Problems are designed to assess multiple skills. Read the instructions carefully and do not rush through the problems. You may use the Reference Chart for the assessment. Lesson numbers are given by each problem so you can review lessons for any answers that are incorrect. Calculators may be used where needed on the entire assessment.

1. Simplify the expression. L16, 19–21

a. $\sqrt{49}$

_____

b. $\sqrt[3]{512}$

_____

c. 2^{-3}

_____

d. $\sqrt{2} \cdot \sqrt{8}$

_____

e. $5\sqrt{3} - 2\sqrt{3}$

_____

f. $\sqrt[3]{\dfrac{1000 - 2 \cdot 68}{8^2 - 4 \cdot 15}}$

_____

2. Fill in the table with the ordered pairs shown on the graph of the relation. Then determine the rule and equation for the relation. L37

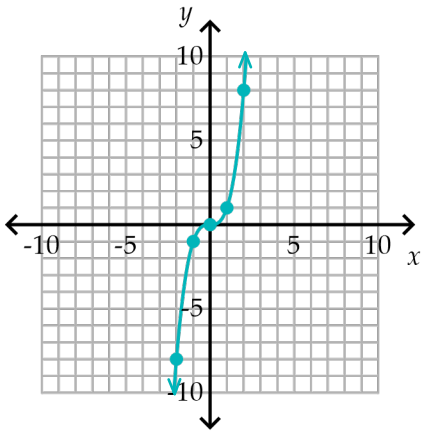

x	y

Rule: _____

Equation: _____

3. a. Fill in the table to find the change in x and y. L39

Change in x	x	y	Change in y
	–2	3	
	–1	4	
	0	5	
	1	6	
	2	7	

b. Is the rate of change constant? _____

c. Does the table represent a linear function?

_____

© GOOD AND BEAUTIFUL

4. Three linear equations are given below. Graph each line. Then identify a pair of parallel lines and perpendicular lines. L46–47, 49

A $y = -\frac{1}{2}x + 7$

B $y - 2x = -6$

C $y = 2x + 3$

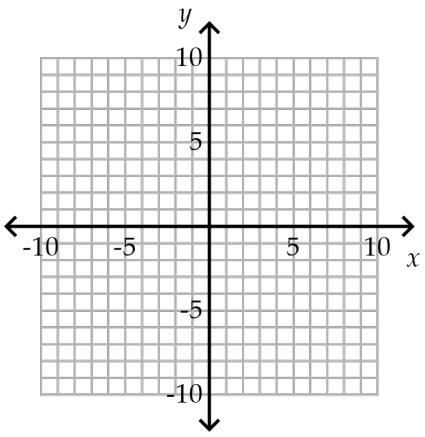

Parallel lines: _____ and _____

Perpendicular lines: ____ and ____

5. Use the Pythagorean theorem to solve for x. L50, 52–53

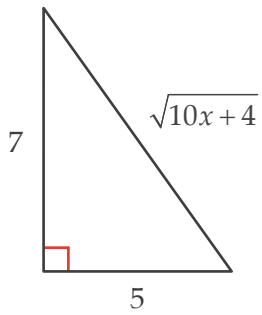

_____

6. Chase bought a car five years ago for $42,250. Now Chase's car is worth $32,110. What is the percent decrease in the value of Chase's car after five years? L61

_____

7. A bag contains the following tiles: 8 circles, 6 squares, 7 triangles, and 4 stars. L63–64

a. Find the probability (as a percent) of drawing a triangle.

_____

b. Find the probability (as a percent) of drawing a square, not replacing it, and then drawing a star.

_____

8. Given that $PQRS \sim ABCD$, find the value of p. L66, 74, 76

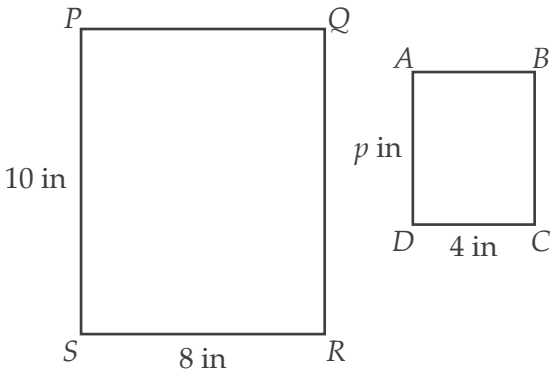

_____

© GOOD AND BEAUTIFUL

24. Determine whether each situation represents a data set that is symmetric, right-skewed, or left-skewed. L114

a.

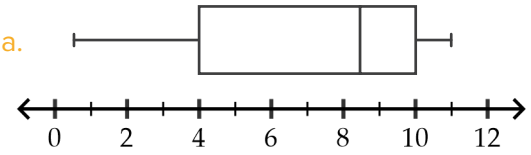

_____

b.

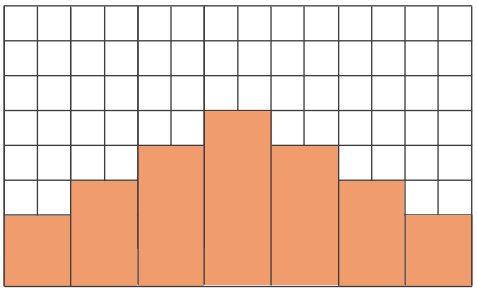

_____

c.

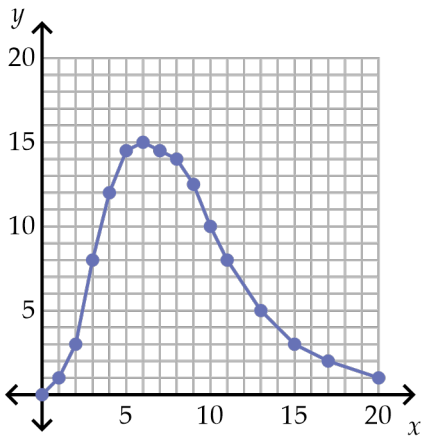

_____

25. Given the two-way table, determine what percent of the total sample are females who picked tennis. L115

	Male	Female	Total
Tennis	140	95	235
Pickleball	110	155	265
Total	250	250	500

_____

26. Determine if the survey questions are biased or unbiased. L116

a. Do you prefer a truck or an SUV?

_____

b. Do you prefer to read a book or watch a movie?

_____

c. Do you prefer to watch the challenging sport of soccer or boring football?

_____

© GOOD AND BEAUTIFUL

Enrichment: Pascal's Triangle

This is an enrichment lesson. Mastery is not expected at this level. There is no video, practice, or review. A calculator may be used for this entire lesson.

Blaise Pascal was a famous French philosopher, writer, inventor, physicist, and mathematician who lived in the 1600s. He made significant contributions to the fields of probability and geometry.

One of Pascal's most famous works is called Pascal's triangle. Pascal's triangle is made up of numbers that form a triangular shape with the digit 1 on the left and right edge of each row. The other values in each row are found by adding the two values directly above it. For example, in part of Pascal's triangle at the right, the number 4 is found by adding the 1 and 3 above it.

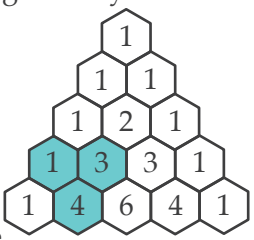

Additional rows can be added at the bottom of Pascal's triangle to make the triangle larger and larger. The top row is considered Row 0. A diagonal is highlighted in yellow below. Pascal's triangle has many patterns that can be seen in the rows and diagonals.

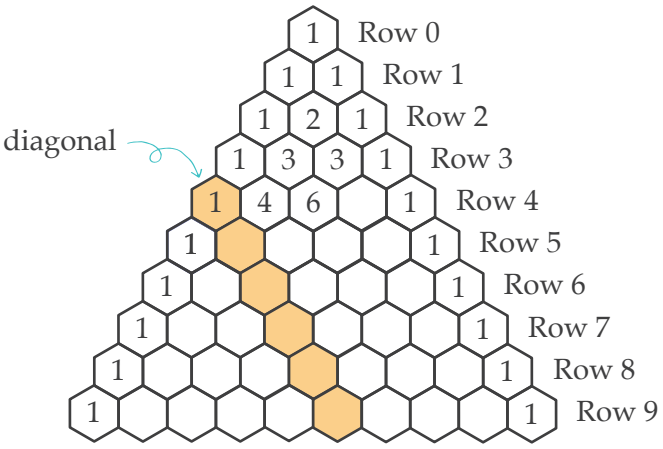

Try it!

1. Fill in the missing values of Pascal's triangle above.

2. Spend five minutes studying the numbers in this triangle and their arrangement. Write any observations you notice about patterns in the triangle.

_____

_____

_____

_____

© GOOD AND BEAUTIFUL

Another interesting characteristic of Pascal's triangle can be found by looking at the following example. Suppose there are three different hamburger toppings to choose from: cheese, lettuce, and tomato. If any combination of toppings can be chosen, how many different burgers can be made? Note that choosing cheese and tomato is the same as choosing tomato and cheese because the order of the toppings does not matter.

0 toppings:	1 burger can be made with 0 toppings. Options: no toppings
1 topping:	3 different burgers can be made with 1 topping. Options: cheese or lettuce or tomato
2 toppings:	3 different burgers can be made with 2 toppings. Options: cheese and lettuce, cheese and tomato, lettuce and tomato
3 toppings:	1 burger can be made with 3 toppings. Options: cheese, lettuce, and tomato

Look at the number of possible burgers with 0, 1, 2, and 3 toppings: 1, 3, 3, 1. This is the third row of Pascal's triangle. The row sum is the number of possible combinations: 8.

Try it!

7. Suppose there are four different hamburger toppings to choose from: cheese, lettuce, tomato, and pickles. If any combination of toppings can be chosen, how many different burgers can be made? Remember that the order of the toppings does not matter.

a. 0 toppings: _____

Options: _____

b. 1 topping: _____

Options: _____

_____

c. 2 toppings: _____

Options: _____

_____

_____

d. 3 toppings: _____

Options: _____

_____

_____

e. 4 toppings: _____

Options: _____

_____

f. Number of possible combinations: _____

The answers to Parts A–E should be the numbers in the fourth row of Pascal's triangle, and the answer to Part F is the sum of the numbers in that row.

The rows of Pascal's triangle give information about *combinations*. In math, combinations refer to the number of ways to choose a certain number of items. In the example with three toppings, there were three ways to choose two of the three toppings. In the example with four toppings, there were six ways to choose two of the four toppings. Pascal's triangle has so many more interesting properties!

© GOOD AND BEAUTIFUL