



SPELLING

Wild Wonders

There are several *Simply Good and Beautiful Spelling Practice Books*. Any of the books may be used with any of the levels of *Simply Good and Beautiful Spelling*, as the books are just blank templates for practice.



Simply Spelling Levels

Your child should take the Simply Spelling Assessment at [goodandbeautiful.com/simplyspelling](https://www.goodandbeautiful.com/simplyspelling) and start on the level assessed. Here is a reference chart for the grade level progression needed in order for the child to finish the entire Simply Spelling program by the end of 8th grade.

26 Levels (A to Z) for Grades 4–8

- Grade 4: A–F (6 levels)
- Grade 5: G–K (5 levels)
- Grade 6: L–P (5 levels)
- Grade 7: Q–U (5 levels)
- Grade 8: V–Z (5 levels)



Spelling Practice Book Instructions

Each day that the child works on Simply Spelling, they may complete as many sessions as desired on the *Simply Good and Beautiful Spelling App*. Access the app by visiting courses.goodandbeautiful.com, and then log in with an existing account or create a new free account. At the end of each session, each word that needs additional practice will appear on-screen as a full word and as the word broken up into chunks. The child can choose any page in this practice book that has enough space for their number of missed words and follow the instructions to practice spelling those words. While most of the spelling practice is done on the app, the child greatly benefits from physically writing words that need more practice. Thus, this practice book was created to give that physical writing practice in fun and creative ways.


Philosophy Behind the Course

Spelling is best improved by following these measures:

- Reading a large number of books rich in vocabulary
- Memorizing how to spell many of the most common words the child will use (The most common 2,000 words make up about 88% of the words a child will use in writing; thus, we focus on these words for the memorization portion of the course.)
- Learning the correct use of homophones and commonly confused words
- Practicing spelling rules that are consistent
- Learning consistent principles (for example, the /er/ sound at the end of the word is most commonly spelled ER or OR and not just R)
- Segmenting words into phonograms (individual sounds) and sound chunks

SPELLING SESSION

Write each word in the tunnels of the rabbit warren. Write small!



Write two sentences. Each sentence should contain one of the homophones/commonly confused words.

SPELLING SESSION

Write each word in chunks as seen on the app.

Write each word twice to create a diamond around the owl.



Write two sentences. Each sentence should contain one of the homophones/commonly confused words.

SPELLING SESSION

On a line, write each word in chunks as seen on the app. Then write the whole word in the adjacent box.

Handwriting practice lines consisting of four sets of three horizontal lines (top, dashed middle, bottom) for writing words in chunks.

Four light blue rectangular boxes for writing the whole word.

Write each word two times to create a continuous wavy ribbon. Spell each word aloud as you write it.

A large rounded rectangular box for writing words twice to create a continuous wavy ribbon.

Write two sentences. Each sentence should contain one of the homophones/commonly confused words.


Two horizontal lines for writing two sentences.

SPELLING SESSION

Write each word in chunks as seen on the app.


Handwriting practice lines consisting of four sets of three horizontal lines for writing words in chunks.

Write each word in the polar bears' den.




Write two sentences. Each sentence should contain one of the homophones/commonly confused words.

Two horizontal lines for writing two sentences.



SPELLING SESSION

Write each word in the African savanna scene using large lowercase letters.



Write two sentences. Each sentence should contain one of the homophones/commonly confused words.

Two horizontal lines for writing sentences.

SPELLING SESSION

Write each word in chunks as seen on the app.

Four horizontal lines for writing words in chunks.

Write each word on a line using small letters.

Four horizontal lines for writing words in small letters.

Write two sentences. Each sentence should contain one of the homophones/commonly confused words.

Two horizontal lines for writing sentences.

SPELLING SESSION

Write each word inside the beavers' lodge. Say each word before you write it.




Write two sentences. Each sentence should contain one of the homophones/commonly confused words.

SPELLING SESSION

Write each word in chunks as seen on the app.

Write each word on or around the anthill using tiny letters.

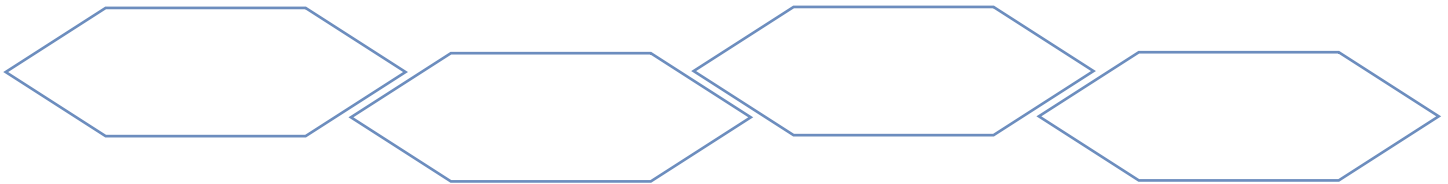


Write two sentences. Each sentence should contain one of the homophones/commonly confused words.

SPELLING SESSION

On a line, write each word in chunks as seen on the app. Then write the whole word in the adjacent box.


For each word, write a two-word phrase in a shape below. For example, if your word is CRAB, you could write "cute crab." If your word is THOUGH, you could write "as though."




Write two sentences. Each sentence should contain one of the homophones/commonly confused words.

SPELLING SESSION

Using fancy letters, write each word with the letters stacked vertically between the monkeys.




Write two sentences. Each sentence should contain one of the homophones/commonly confused words.



SPELLING SESSION

Write each word in the forest scene. Hide the words as well as possible, and then have a friend or family member try to find them.



Write two sentences. Each sentence should contain one of the homophones/commonly confused words.

SPELLING SESSION

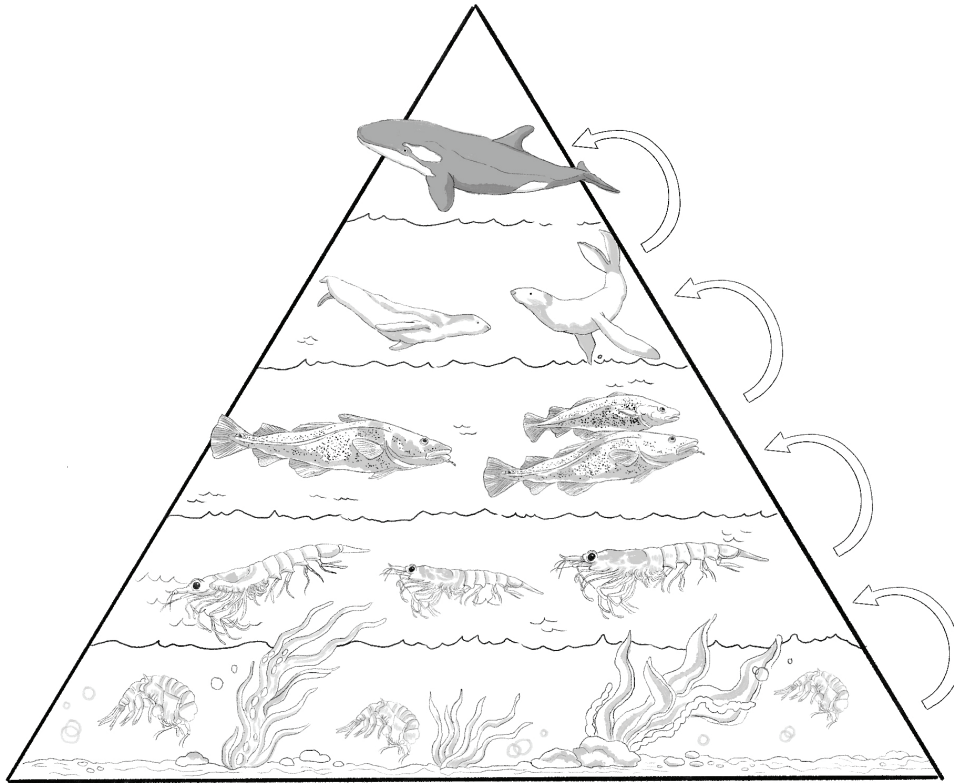
Write each word in chunks as seen on the app.

Write each word in a squiggly line as if it were a wiggly earthworm.

Write two sentences. Each sentence should contain one of the homophones/commonly confused words.

SPELLING SESSION

Write each word next to a level, or section, of the energy pyramid. Say each letter out loud as you write it.



Write two sentences. Each sentence should contain one of the homophones/commonly confused words.

SPELLING SESSION

Write each word in chunks as seen on the app.

Write each word to form a circle around the hyena.



Write two sentences. Each sentence should contain one of the homophones/commonly confused words.



8 10 100 3 132 10

SKU 302.6